

# MAKING A COMPELLING CASE

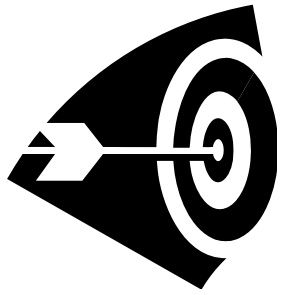
---

PERFORMANCE-DRIVEN  
INVESTMENTS IN THE  
MAP-21 ERA

Dave Vautin

METROPOLITAN TRANSPORTATION COMMISSION  
SSTI WEBINAR - MAY 30, 2014

Image Source: <https://www.flickr.com/photos/sg09/8401320130>



# Targets Assessment

*Assessed qualitatively using target scores (max score of +10).*

1. Climate Protection
2. Adequate Housing
3. Particulate Matter
4. Collisions
5. Active Transportation
6. Open Space
7. Equitable Access
8. Economic Vitality
9. Non-Auto Mode Share/VMT
10. State of Good Repair



---

# Benefit-Cost Assessment

*Assessed quantitatively using MTC Travel Model One.*

## **BENEFITS**

- Travel time (including recurring & non-recurring delay)
- Travel cost (auto operating/ownership, parking)
- Emissions (CO<sub>2</sub>, PM<sub>2.5</sub>, ROG, NO<sub>x</sub>)
- Collisions (fatalities, injuries, property damage)
- Health impacts due to active transport
- Noise

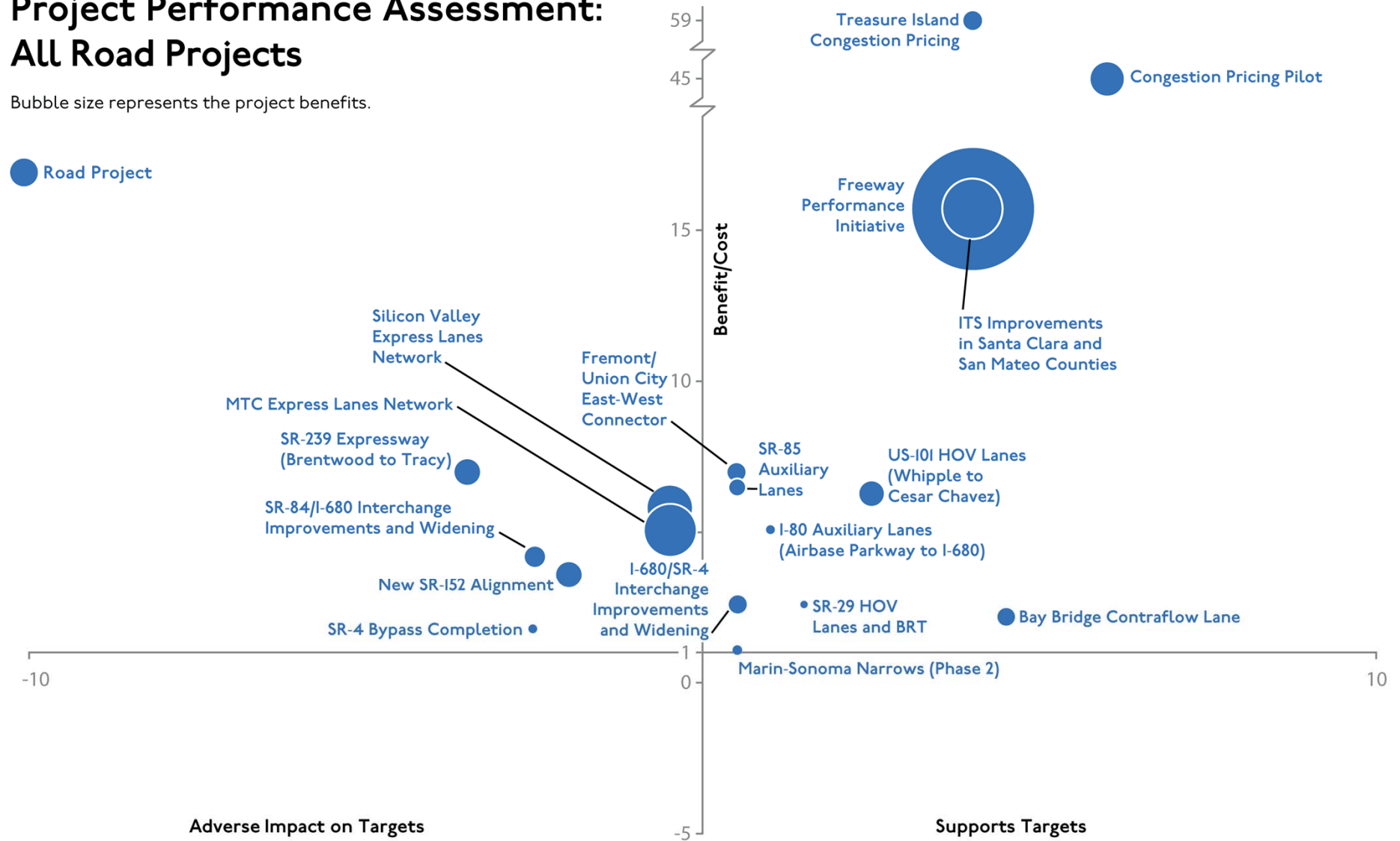
## **COSTS**

- Capital costs
- Net operating and maintenance (O&M) costs

# Project Performance Assessment: All Road Projects

Bubble size represents the project benefits.

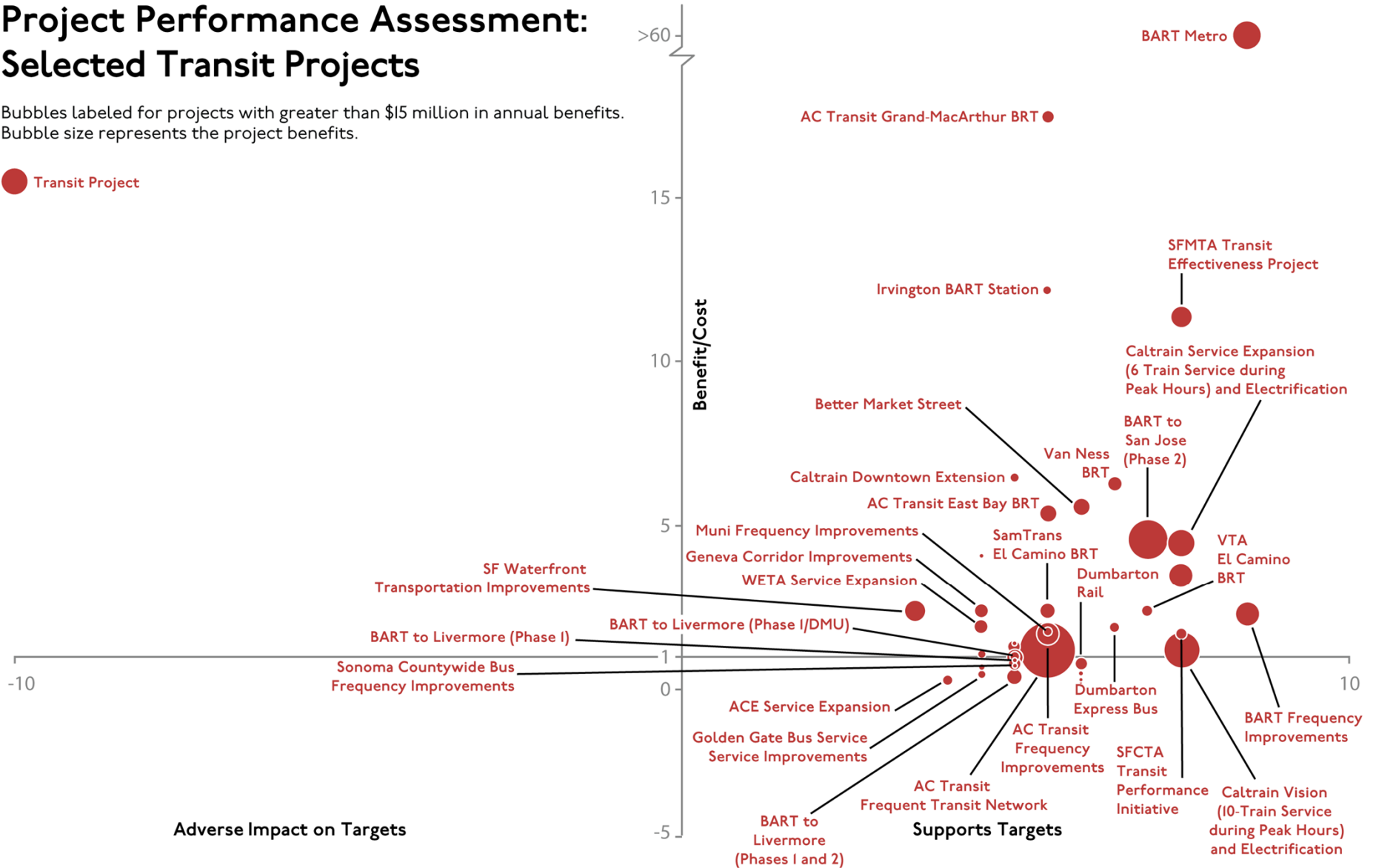
● Road Project



# Project Performance Assessment: Selected Transit Projects

Bubbles labeled for projects with greater than \$15 million in annual benefits. Bubble size represents the project benefits.

● Transit Project



# Project Performance Assessment: Results by Project Type

Bubble size represents the total annual benefits for all projects of that type.

- Road Project
- Transit Project
- Regional Program

